


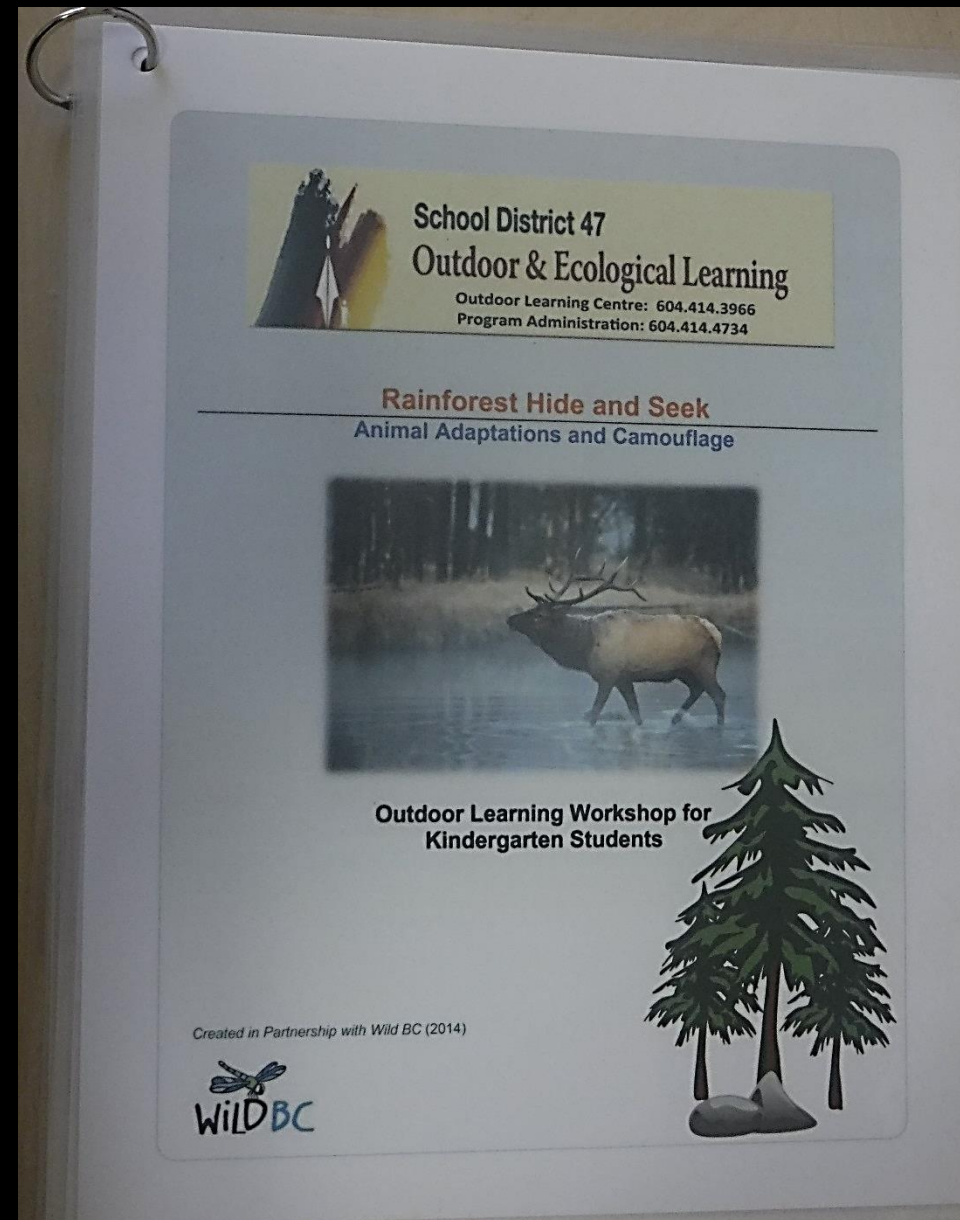
# RAINFOREST HIDE & SEEK



WHAT'S IN THE BIN:  
A VISUAL TOUR OF THE KINDERGARTEN  
OUTDOOR LEARNING CURRICULUM

# Rainforest Hide & Seek


- 1 Laminated / Waterproof Lesson Plan Package






## Activity 1: Freeze Birds

- Picture cards of small birds and a bird of prey
- Rope to define boundary (optional)
- Bag of tokens(optional)
- Stomach bags for small birds (optional)
- 1 Copy of “Animals in Camouflage”



## Activity 2: Rainforest Seek


- 8 Plastic Animals
- 1 Blindfold
- Copies of 'What we Might See!'





## Activity 3: The Perfect Match

- Paint sample cards/Paint squares: bright rainbow colours and a series of green, tan and brown colours ( at least three paint squares per student)
- One piece of camouflage coloured fabric
- One piece of brightly coloured fabric
- Several glue sticks
- Journals or heavy paper, one per student
- Pencils: plain or coloured



## Activity 4: Building a Home

- 12 Wooden Toy animals
- Pretend water (blue and green cloth)





## Activity 5: Earth Ball Sharing

- 1 Deflated Earth Ball

